



**IVERNA**  
**2000**

*SUGARLIFT*



## SUGARLIFT All Terrain - Magnetic manhole cover lift system

### Characteristics



Innovative device for lifting steel and cast iron manhole covers up to 100Kg. All-terrain system with large-diameter, puncture-proof wheels and linear bearings. Sugarlift can be used at different heights, on the construction site, on roads, sidewalks and roads.



#### Simple and practical design

- Adjustable handle at different heights for greater ergonomics.
- Completely foldable, to be able to transport comfortably in the work vehicle without taking up space.
- Chassis made of zinc-plated steel, with oven anti-rust paint and highly visible straps for working in areas with traffic.
- Adjustable mast for optimal leverage, allowing lifting heavy weights with little effort for the operator.

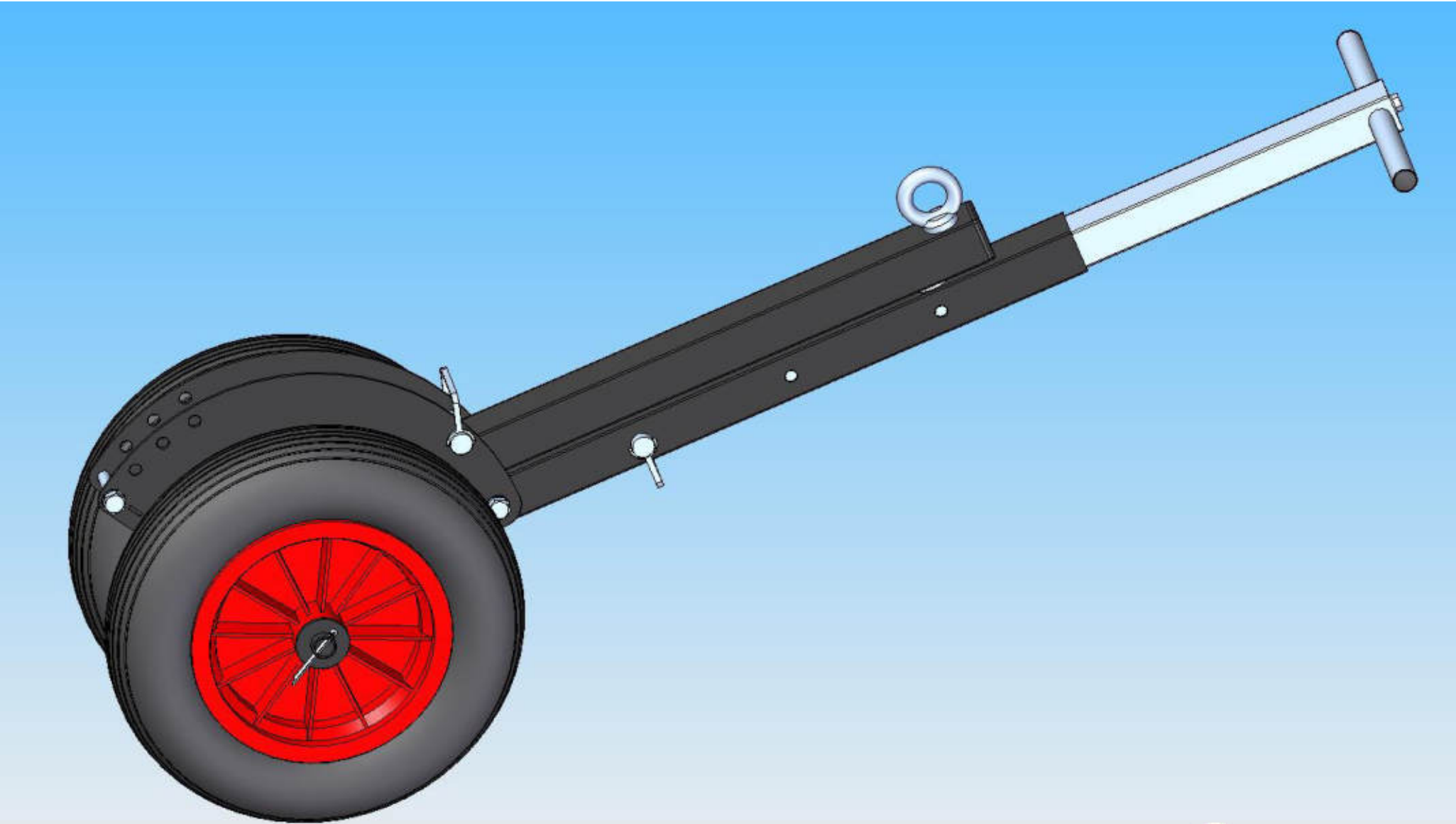
Lenght folded	90 centimeters
Weigth	10 Kg
Structure material	Zinc-plated steel
Magnet power	300Kg of strength
Loading limit	100 Kg*

\*Not recommended for use on heavier manhole covers, because the magnet is never in optimal conditions to work at 100% (surface that is not totally flat, irregular drawing of the lid, dirt or dust in the grip area...)

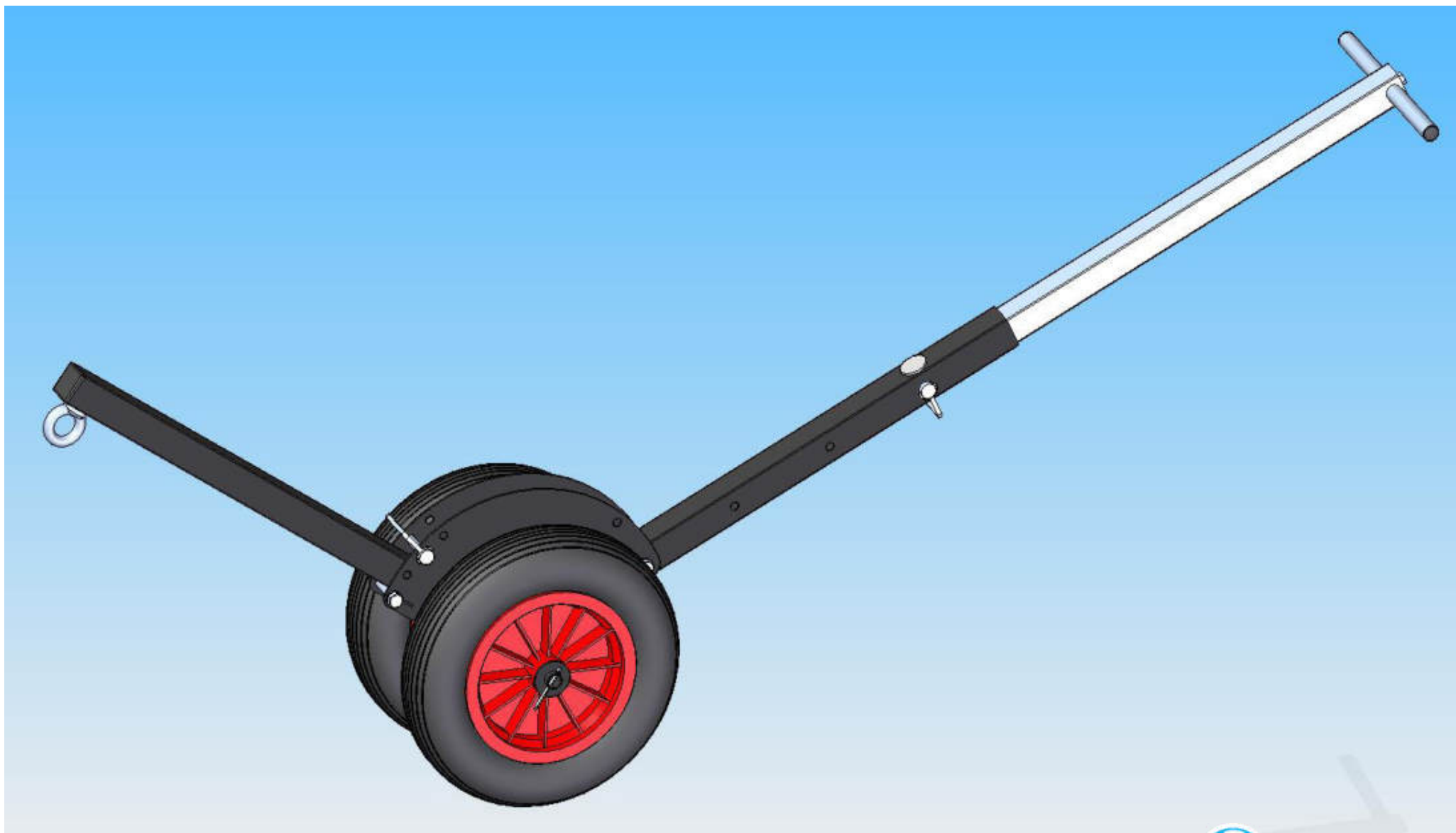
**ACCESSORY:** Possibility of adding an extra shackle complement with 2 approved hooks that replace neodimium magnets, allowing the lifting of concrete covers



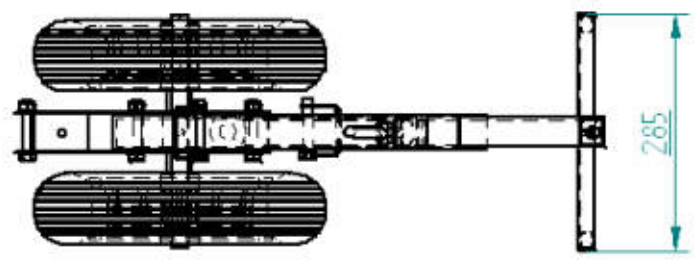

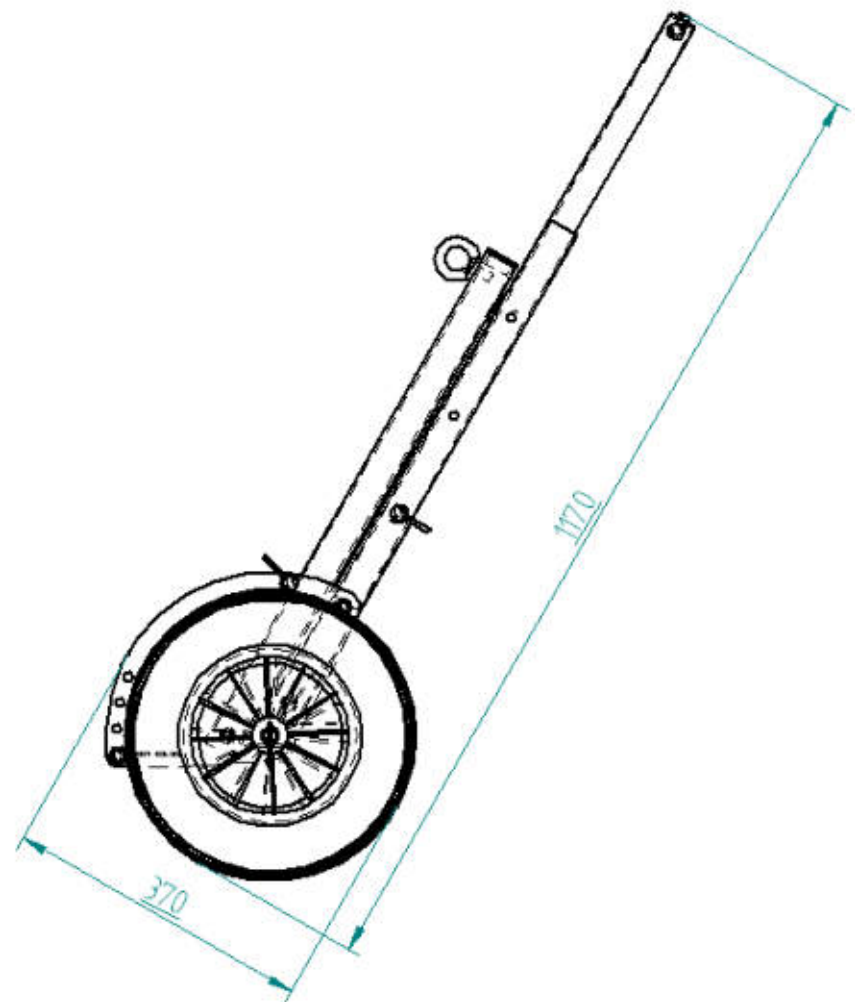
# SUGARLIFT ALL TERRAIN - CLOSED



# SUGARLIFT ALL TERRAIN - OPEN

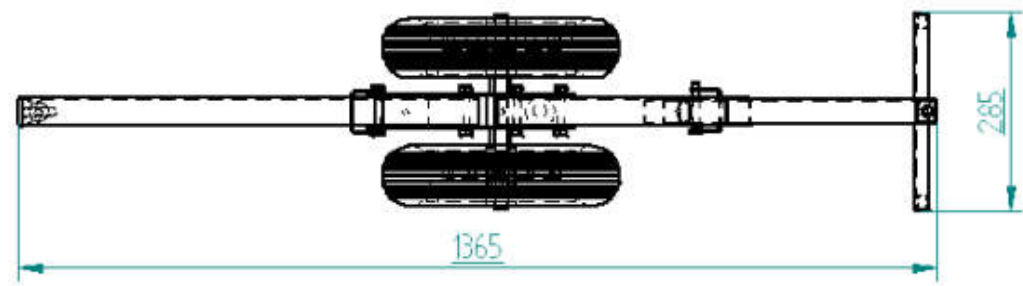

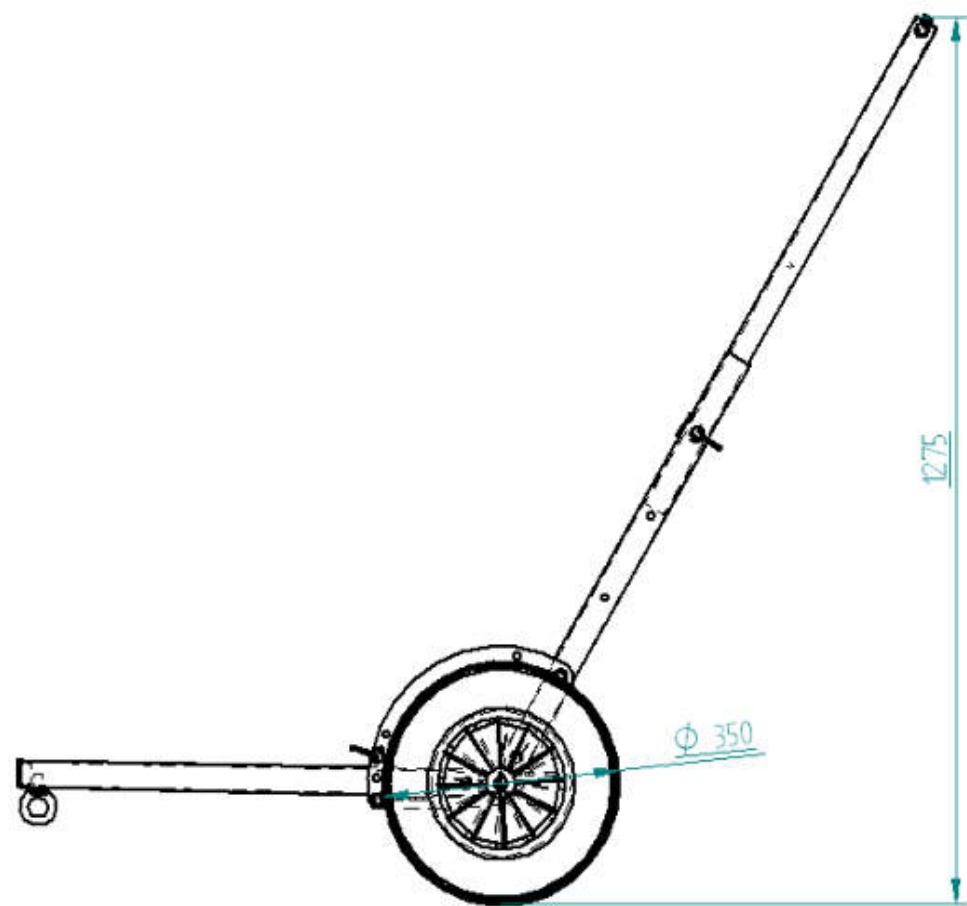


REVISION HISTORY			
REV	DESCRIPTION	DATE	APPROVED



DRAWN	NAME	DATE	SOLID EDGE	
CHECKED	ESMER E	03/21/09	UGS - The PLM Company	
ENG APPR			TITLE	
MGR APPR			SUGARLIFT CERRADO	
UNLESS OTHERWISE SPECIFIED DIMENSIONS ARE IN MILLIMETERS ANGLES 45°			USG #2	BY
2 PL 4000 3 PL 4000X			FILE NAME: P\SUGARLIFT C.F. CERRADO.R	
SCALE:		WEIGHT:	SHEET 1 OF 1	

REVISION HISTORY			
REV	DESCRIPTION	DATE	APPROVED



<table border="1"> <tr> <th>NAME</th> <th>DATE</th> </tr> <tr> <td>Drawn</td> <td>03/21/02</td> </tr> <tr> <td>Checked</td> <td></td> </tr> <tr> <td>Eng. Appr.</td> <td></td> </tr> <tr> <td>Mech. Appr.</td> <td></td> </tr> </table>	NAME	DATE	Drawn	03/21/02	Checked		Eng. Appr.		Mech. Appr.		<p><b>SOLID EDGE</b> UGS - The PLM Company</p> <p><b>SUGARLIFT ABIERTO</b></p>
NAME	DATE										
Drawn	03/21/02										
Checked											
Eng. Appr.											
Mech. Appr.											
<p>UNLESS OTHERWISE SPECIFIED DIMENSIONS ARE IN MILLIMETERS ANGLES IN DEGREES</p> <p>2 PL #40XX 3 PL #30XX</p>	<p>SCALE:      WEIGHT:      SHEET 1 OF 1</p>										